

R-1600

PVC GARDEN DOOR

Simply stunning!

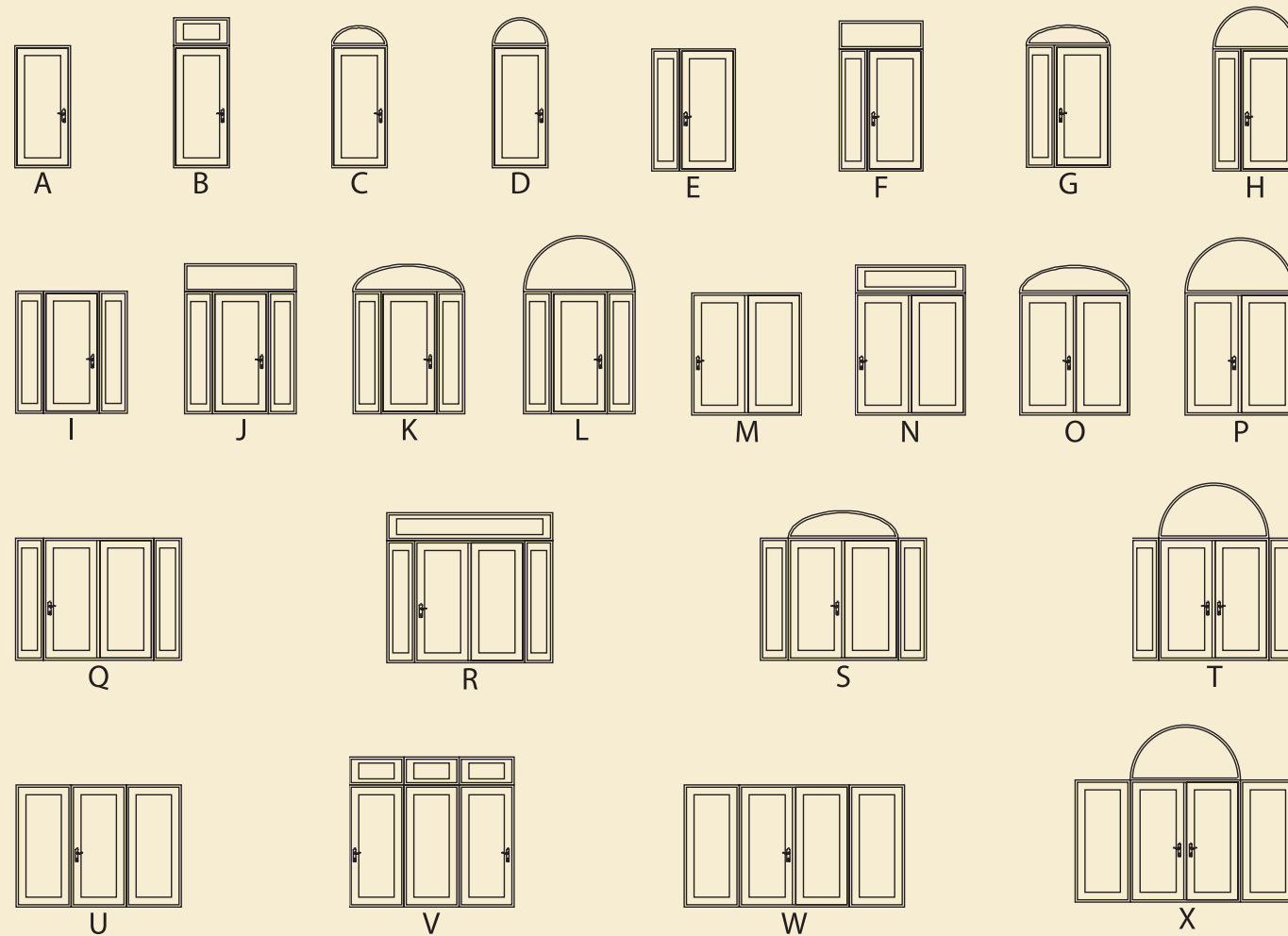
EXTERIOR FRAME DIMENSIONS

JAMB HINGED OR CENTER HINGED						FRENCH HINGED					
Width	x	Height	or	Height	or	Height	Width	x	Height	or	Height
59-5/8"		79-5/8"		82-1/8"		95-9/16"	59-3/4"		79-5/8"		82-1/8"
71-9/16"		79-5/8"		82-1/8"		95-9/16"	71-11/16"		79-5/8"		82-1/8"

SINGLE DOOR						SIDE LITE							
Width	x	Height	or	Height	or	Height	Width	x	Height	or	Height	or	Height
29-7/8"		79-5/8"		82-1/8"		95-9/16"	29-11/16"		79-5/8"		82-1/8"		95-9/16"
35-7/8"		79-5/8"		82-1/8"		95-9/16"	35-11/16"		79-5/8"		82-1/8"		95-9/16"

Custom sizes available.

WIDE CHOICE OF CONFIGURATIONS

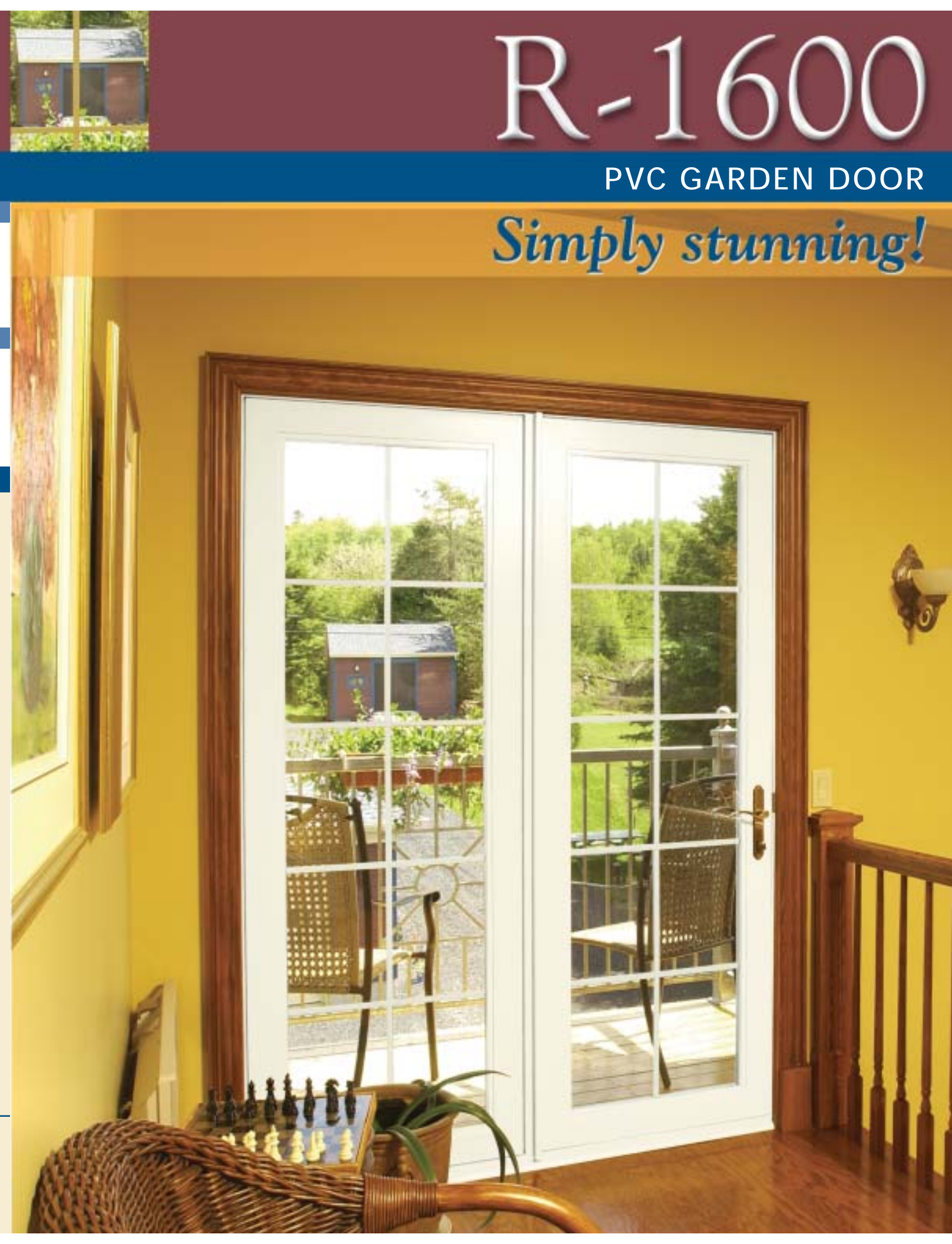


Printed in Canada • 04-2005

- For any required configuration, the hinge can be fixed to the center (CH), on a jamb (JH) or on both jambs (FH) of the door.
- The door(s) open(s) to either the interior (inswing) or the exterior (outswing).

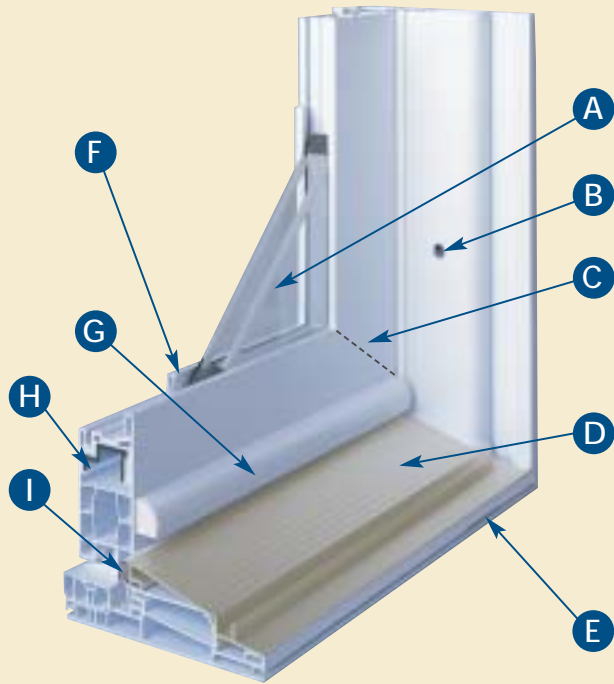
* 20-year limited warranty on PVC • 10-year limited warranty on insulating glass
 * The manufacturer reserves the right to bring modifications to his products without advance notice.

EQUIVALENCE - CANADIAN STANDARDS|USA STANDARDS
 Test results upon request.





HIGHLY EFFICIENT STANDARD FEATURES



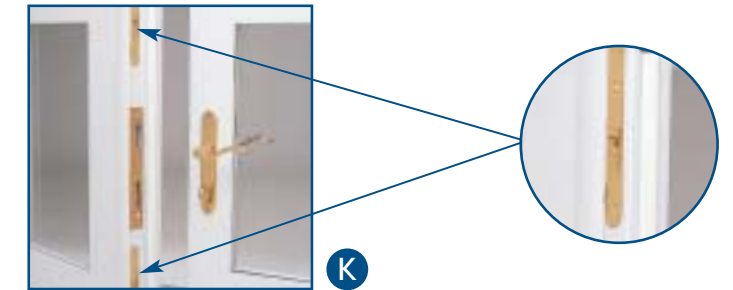
- A** - Wet glazed clear sealed unit using tempered glass and warm edged.
 Edgetech Super Spacer®
- B** - Pre-punched installation holes with hole plugs.
- C** - Sash corners fusion welded at 45° to eliminate air and water infiltration.
- D** - Anodized aluminum champagne sill cover at a 15° slope - Wear-Resistant - with thermal break & integral rolling track for optional screen.
- E** - Internal weeping system designed for maximal water drainage efficiency.
- F** - PVC glazing bead to make glass replacement easier.
- G** - Drip mold to drain water away from the threshold.
- H** - **NEW:** Reinforcements for better structural results.
- I** - Schlegel "Q-Lon" high performance weatherstrip around perimeter

FEATURES NOT SHOWN:

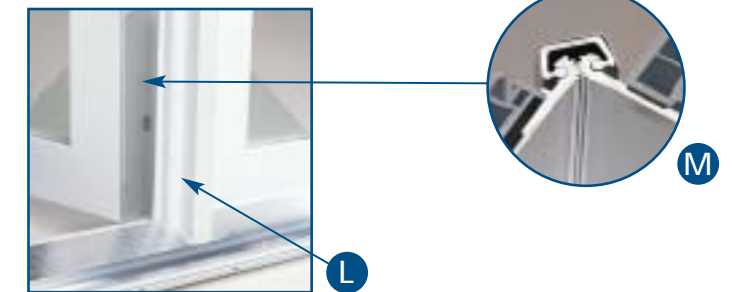
- Integral 1-3/8" pre-punched nailing fin for ease of installation.
- Interior pre-finished mold.
- All door & hardware fastener screws are in stainless steel (rustproof) for lasting durability.



- J** - Multipoint lock system, center deadbolt and key lock for enhanced security & weathertightness.



- K** - Flush bolts on French-hinged door to provide more rigidity.




- L** - Astragal designed to provide maximum joint strength during operation.

- M** - Full-length rustproof anodized aluminum fixed geared hinge for optimum weather resistance and durability - Screwed into aluminum reinforcement to eliminate panel sag Lifetime Warranty!

OPTIONS

CHOICE OF FINISHES AND LAMINATIONS


- PVC standard colors: Blue white, Cream white
- Solid PVC: Desert sand
- Painted PVC (Selection of colors)



CHOICE OF GRILLS (ALUMINUM)



Georgian 5/8"



Georgian 1"



Rectangular 5/8"



Rectangular 5/16"

CHOICE OF GLAZING

Decorative glasses:

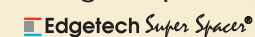


"Elegance"
(Stained glass)




"Murano"
(V-Grooved glass)

- Tinted glass (Bronze or Grey)
- Energy-saving sealed unit with Low-E and argon using tempered glass and warm edged



HARDWARE*



Dummy handle set for passive door

Handle finishes:

- Solid brass, Polished chrome,
- Brushed chrome, White-powder coat,
- Antique brass

- **Optional Nickel hardware with RESISTA finish**

INSECT SCREEN*

Extruded aluminum frame with adjustable ballbearing nylon rollers at top & bottom to provide smooth operation & easy maintenance.

OPTIONS

FINISHING ACCESSORIES*



Aluminum anodized sill cover
"Bronze"

- PVC brick mold
- 1/2" PVC drywall interior return
- PVC frame extension to accommodate walls of up to 7-15/16" (6-9/16" setback from nailing fin)
- Uniquely designed PVC screen pocket can be installed in the field for optional screen
- Matching sidelites and transoms

* These options are not necessarily available on all door configurations. Please check with your distributor.